

# HemoCue<sup>®</sup> Glucose 201<sup>+</sup> System



## Accurate answers with full confidence

### Glucose 201<sup>+</sup>

The HemoCue<sup>®</sup> Glucose 201<sup>+</sup> System puts lab-quality answers in health professionals' hands when they're needed most – at the point of care. Not only does the unique microcuvette technology enable accuracy in just three simple steps, but it also reduces contamination risks.

### Enables right decisions at the point of care

- For screening, monitoring and aid in diagnosis of diabetes mellitus
- Precise monitoring for better glycemic control
- Reduced risk of missed hypoglycemia in newborns

### Reduces margins of error and risks of infection

- Microcuvette technology means no need to bring analyzer near patients, reducing the risk of spreading infection
- Individually wrapped microcuvettes to minimize contamination and maximize shelf-life
- Minimal lot-to-lot variation
- Factory calibrated analyzers, means no need to recalibrate

### Offers convenience and flexibility

- Portable and battery-operated system ideal for mobile settings

# HemoCue® Glucose 201+ System

**Specifications**

**Principle**

Modified glucose dehydrogenase in which the total amount of glucose is measured at the end point photometrically

**Calibration**

Factory calibrated and traceable to the ID GC-MS method; needs no further calibration and no coding

**Sample material**

Capillary, venous or arterial whole blood

**Measurement range**

Plasma equivalent values:  
0.61-24.6 mmol/L (11-444 mg/dL)  
Whole blood values:  
0.55-22.2 mmol/L (10-400 mg/dL)

**Results**

Within one minute for normal glucose levels

**Sample volume**

< 5 µL

**Dimensions**

160 × 85 × 43 mm  
(6.30 × 3.35 × 1.69 inches)

**Weight**

350 g (0.77 pounds) with batteries installed

**Storage temperature**

Analyzer: 0-50 °C (32-122 °F) Microcuvettes:  
unopened below 8 °C (46 °F), room temperature  
for up to 3 days; one month open vial stability.

**Operating temperature**

15-30 °C (59-86 °F)

**Power**

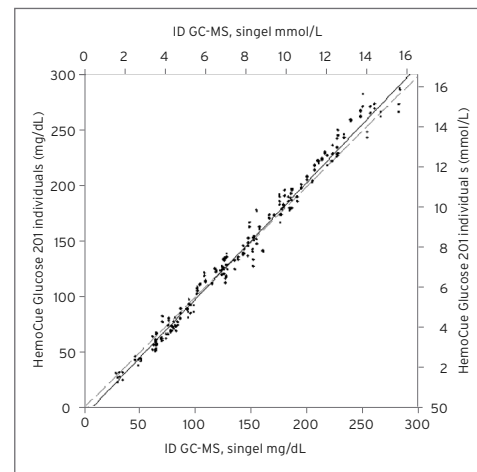
AC Adapter or 4 AA batteries

**Interface**

Printer and HemoCue® Basic Connect including optional barcode scanner. Data transfer using Bluetooth® technology is possible via HemoCue® BT Connect (accessory)

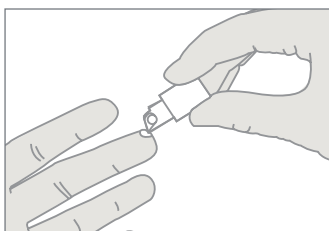
**Quality control**

Built-in self-test; system can be verified using liquid controls



Venous EDTA samples measured on HemoCue Glucose 201+ as single replicate vs ID GC-MS mean value, n=122 r=0.996

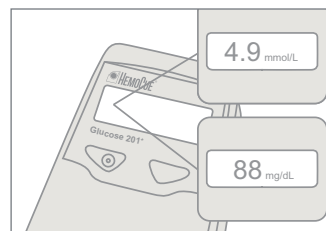
## Three simple steps



**1** Fill microcuvette.



**2** Place microcuvette into analyzer.



**3** View results (either in mmol/L or mg/dL).