

# HemoCue<sup>®</sup> Hb 201 DM System



## Enhanced patient safety and simplified workflow

### Hb 201 DM

HemoCue<sup>®</sup> Hb 201 DM System offers not only the lab accuracy and ease of use that has become a standard in Hb point-of-care testing, but also improved patient safety with features like QC lock-out and built-in barcode scanning for patient ID. Through bi-directional communication and flexible settings, the Hb 201 DM system offers a complete data management solution for Hb testing and anemia screening in blood banks, hospitals, primary care and public health.

With dedicated support and service, as well as unmatched training and education based on over 40 years of experience, you can count on HemoCue for the right solutions for all your needs.

### Improve your administrative workflow

- Seamlessly interface with existing network using POCT1-A
- Simplify billing
- Ensure regulatory compliance

### Safeguard patient testing and data

- Link patient information and comments with test result
- Reduce errors with automatic result transfer
- Gain full data storage

### Get easy access to lab-quality accuracy

- Precise factory calibration against the ICSH reference method
- Microcuvette technology with excellent lot-to-lot reproducibility
- Brief training with virtually no maintenance

# HemoCue<sup>®</sup> Hb 201 DM System

**Specifications**

**Principle**

Modified azidemethemoglobin reaction; dual wavelengths (570 nm and 880 nm) for compensation of turbidity

**Calibration**

Factory calibrated against the ICSH reference method; needs no further calibration

**Sample material**

Capillary, venous or arterial whole blood

**Measurement range**

0.5-25.6 g/dL (5-256 g/L, 0.3-15.9 mmol/L)

**Results**

15-60 seconds

**Sample volume**

~10 µL

**Dimensions**

Analyzer: 170×93×50 mm (6.70×3.66×1.97 inches)  
 Docking Station: 135×206×61 mm  
 (5.30×8.10×2.40 inches)

**Weight**

Analyzer: 350 g (0.77 pounds) with batteries installed  
 Docking Station: 566 g (1.24 pounds)

**Storage temperature**

Analyzer: 0-50 °C (32-122 °F)  
 Microcuvettes: unopened 15-30 °C (59-86 °F);  
 three-month open vial stability

**Operating temperature**

18-30 °C (64-86 °F)

**Power options**

Internal rechargeable batteries or powered with AC adapter direct or in docking station

**Quality control**

Built-in self-test, optional liquid controls

**Data entry**

Touch-screen display  
 Built-in barcode scanner

**Interface capabilities**

Interface with existing software solutions using POCT1-A (CIC standard). Docking solution enables connection of up to 5 analyzers

**Configurable functions**

Operator ID, Patient ID, Lot ID,  
 Patient test comments  
 Critical value alerts  
 STAT testing

**Result storage**

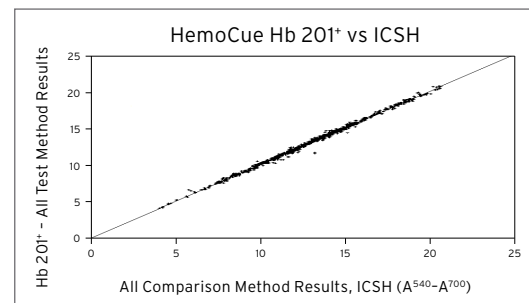
4,000 patient/STAT tests, 500 QC tests, 500 analyzer logs, 200 patient IDs

**Quality control**

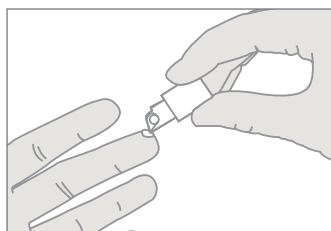
QC lock-out

**Data management**

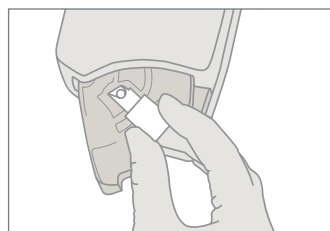
QC scheduling  
 Linearity and proficiency testing



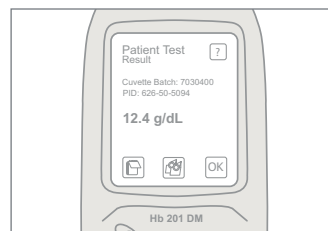
## A few simple steps



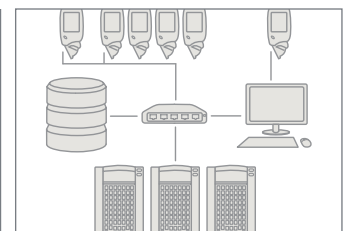
**1** Fill microcuvette.



**2** Place microcuvette into analyzer.



**3** View results.



**4** Seamlessly interface with your network.