

# HemoCue® Hb 301 System



## Accurate POC anemia screening from the pioneers

### Hb 301

Optimized for anemia screening in primary care and blood donation settings, the HemoCue® Hb 301 System is a simple and convenient solution. The HemoCue® Hb 301 System provides quick, easy access to lab-quality results without compromising accuracy, even in demanding climates with high temperatures and humidity.

With dedicated support and service, as well as unmatched training and education based on over 40 years of experience, you can count on HemoCue for the right solutions for all your needs.

### Have confidence in your answers at the point of care

- Precise factory calibration against the ICSH reference method
- Microcuvette technology with excellent lot-to-lot reproducibility
- Robust testing within a wide range of temperatures and humidity
- Blood-based liquid controls available

### Get easy access to lab-quality accuracy

- Capillary, venous or arterial whole blood sample
- Brief training with virtually no maintenance
- Link result with patient ID for medical record integration
- Printer interface

# HemoCue® Hb 301 System

**Specifications**

**Principle**

Absorbance measurement of whole blood at an Hb/HbO<sub>2</sub> isosbestic point; dual wavelengths (506 nm and 880 nm) for Hb measurement and turbidity compensation

**Calibration**

Factory calibrated against the ICSH reference method; needs no further calibration

**Sample material**

Capillary, venous or arterial whole blood

**Measurement range**

0.9-25.6 g/dL (9-256 g/L, 0.6-15.9 mmol/L)

**Results**

≤3 seconds

**Sample volume**

~10 µL

**Dimensions**

160 × 140 × 70 mm  
(6.29 × 5.51 × 2.76 inches)

**Weight**

500 g (1.10 pounds) with batteries installed

**Storage temperature**

Analyzer: 0-50 °C (32-122 °F)  
Microcuvettes: 10-40 °C (50-104 °F).  
For unopened vials, the storage temperature can be extended down to -18 °C (-0.4 °F) and up to +50 °C (122 °F) for a period of max 6 weeks.

**Operating temperature**

10-40 °C (50-104 °F)

**Power**

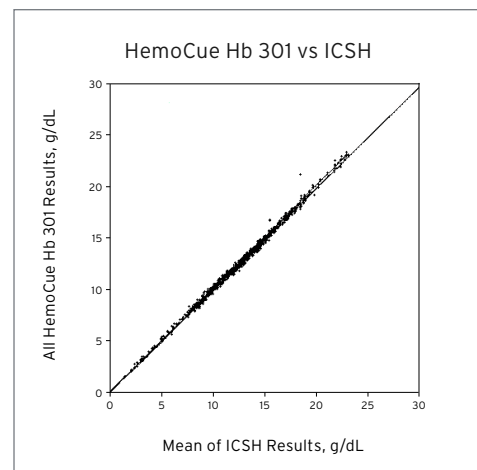
AC adapter or 4 AA batteries

**Interface**

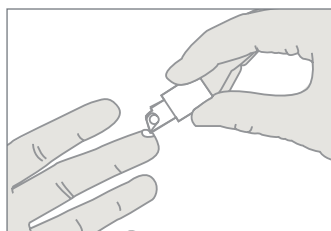
Printer and HemoCue® Basic Connect including optional barcode scanner. Data transfer using Bluetooth® technology is possible via HemoCue® BT Connect (accessory)

**Quality control**

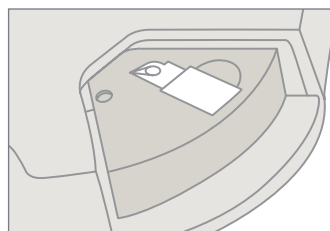
Built-in self-test, optional liquid controls



## Three simple steps



**1** Fill microcuvette.



**2** Place microcuvette into analyzer.



**3** View results.