

HemoCue[®] HbA1c 501 System



Designed to work for how you work

HbA1c 501

HemoCue[®] HbA1c 501 System is a fully automated point of care system where every element - from its size to the storing and handling of cartridges - is thought through to be ideally suited for how you work.

Tested according to HemoCue principles, and with automatic checks and calibrations built into the system, you can count on getting the right answer at the right time - at the point of care.

So you won't miss a beat in caring for your patients.

Makes your whole process easier and more efficient

- Only a few simple steps with clear instructions on screen
- All-in-one, individually packaged cartridge kits
- Convenient room-temperature storage up to 18 months

Ensures you'll never have to doubt an answer at the point of care

- Unaffected by the presence of most common Hb variants*
- IFCC and NGSP certified
- Precise, fixed calibration by factory

Provides a reliable workflow for excellent patient care

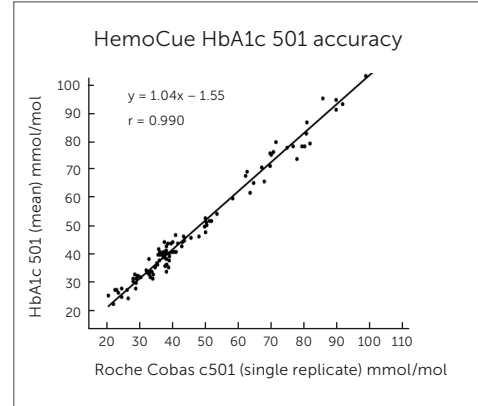
- Automatic reading of calibration data for each test cartridge lot
- Barcode reader for patient and operator ID available
- Connectable

* HbF > 20% may cause unreliable results

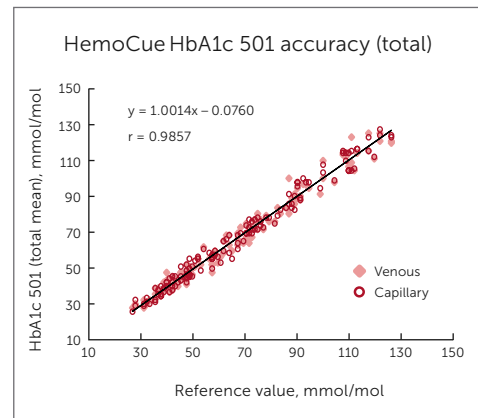
HemoCue[®] HbA1c 501 System

Specifications

- Principle**
Fully automated boronate affinity assay for determination of HbA1c percentage in whole blood
- Calibration**
Factory calibrated and traceable to IFCC and NGSP/DCCT
- Sample material**
Capillary or venous whole blood
- Measurement range**
20-130 mmol/mol (IFCC), 4.0-14.0 % (NGSP)
- Results**
In 5 minutes
- Sample volume**
4 µL
- Dimensions**
198 x 217 x 136 mm (7.80 x 8.54 x 5.35 inches)
- Weight**
1600 g (3.53 pounds)
- Storage temperature**
Analyzer: 10-35 °C (50-95 °F)
Test Cartridge: unopened 2-32 °C (36-90 °F)
- Operating temperature**
17-32 °C (63-90 °F)
- Power**
9 V DC / 2 A
- Interface**
Printer, PC and Barcode Scanner
- Quality control**
Built-in self-test; Check Cartridge, system can be verified using liquid controls

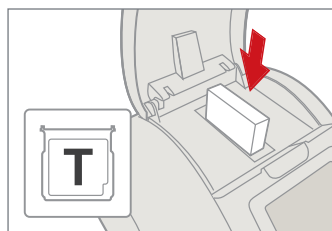


Regression plot of venous blood, double sample, for HemoCue HbA1c 501 versus Roche Cobas c501, n = 109.

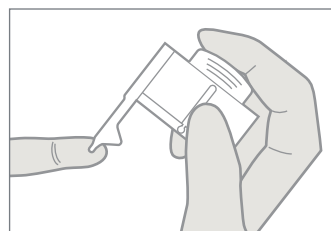


Regression plot of total mean values for venous and capillary blood for HemoCue HbA1c 501 versus Tosoh G7.

A few simple steps



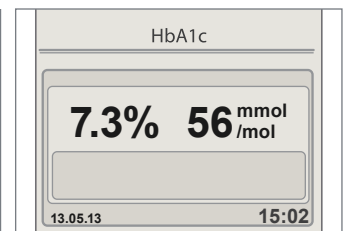
1 Insert the cartridge into the cartridge compartment.



2 Prepare and apply the reagent pack to the specimen. The correct volume is drawn in by capillary action.



3 Insert the reagent pack into the cartridge (Do not wipe off excess blood outside the sampling area.).



4 The lab-quality result is displayed automatically.

